

18 – 24 MONTHS

During this time toddlers begin to put words together, into a 2-word and 3-word sentence.

Often at this age they will try to tell people around them about their experiences using real words and nonsense words.

The toddlers understanding of spoken language is much higher than their verbal skills at this age.

They will be able to:

- On request the name body parts, kinds of clothing and familiar objects.
- Understand word combinations, such as **sit down**, **come here** and **stop that**.
- Understand more complex sentences, such as **When we get to the shops, I'll buy you a drink**.
- Understand simple questions and two part requests, such as **Please shut the door, and come here**.

Toddlers need to receive lots of language stimulation from adults and children around them, as this has a huge effect on their speech and language development.



Activities

Going for a Walk



While on walks ask your child frequent questions about what they can see around them and about what's going on. If they answer correctly, show lots of praise and repeat back what they said, if they don't answer correctly then name them object for them.

Painting




Painting is very enjoyable for children. Give them some paper, paint and paintbrush and let them choose what colours they would like to paint with. Only give them a choice of 3 different colours. You may want to supervise your child while they are doing this activity.

Tea Party



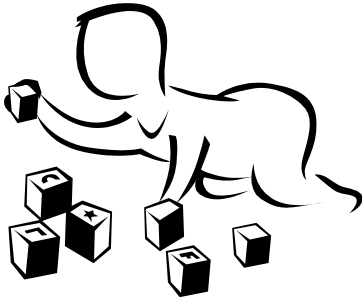
Children love doing role-play and imitating people around them. Help your child set up a tea party with their toys (teddies, dolls.) Your child can pretend to feed their toys using different utensils. During this activity you can introduce words like **spoon, knife, fork, plate and cup**. You can also introduce verbs like **eating, pouring, sitting and drinking**.

Make Dolly Dance




Dolls are a great tool for enhancing a child's imagination. Dolls also allow you to demonstrate concepts of action to your child. Use your child's favourite doll or stuffed toy to act out directions, such as **dance, sit down, stand up, hop, wave bye bye, yes or no**.

Building Bricks



Playing with bricks is popular with most children assist your child to build a tower, use only a few bricks at a time. Use the words **up, down and on** as you play together. As your child becomes older their tower building will become more structured, and you will have the opportunity to talk about what they have built.

Crayons




Give your child some crayons and tape some paper to the table. While they are colouring introduce the colours they are using. Also talk to your child while they are drawing, say things like; **You made a long line. You made a mark at the top of the paper.**

Outside Play



Children enjoy playing outside. Playing outside will provide your child with lots of experiences. Explore the out doors and talk about what you and your child can see and what they are doing for e.g. **jumping, running.**

Car Play



Give your child a toy car or truck and have one for yourself. Tell them that your car is going to go fast and show them the action. Then do the same for going slow. Repeat this a couple of times and this will help your child understand the concepts of fast and slow. Then make your cars go under a chair or bridge made of bricks, on a table, and up and down the leg of a chair. Using these words as you describe what you are doing. This will encourage your child to use these words in their every day language.

Movements



As your child grows they will discover how to move in different ways. Encourage them to try different movements such as; **walking backwards, jumping, catching a ball, hopping, spinning in a circle and crawling.**

While you talk to your child about what they can do you will be introducing new words as well as building their self esteem as she develops new skills.

Sand Play



Sand play provides a lot of experiences for your child. Use different toys like a bucket, spade and sieve. While you play with your child you will be able to introduce new words, such as **empty** and **full**, **in** and **out**, **you** and **me**, **all gone**, **through** and **again**.